

# The College Search Reference Guide

## Overview

Naviance Student can help make the process of finding the right college just a little easier. Using Naviance Student's Find your Fit search tools, you can locate the schools that most fit with your interests, passions, and criteria. Once you've narrowed down a group of colleges, multiple tools are available to understand more about that school in general and as a prospect. This document is meant to help you understand how to search for, favorite, and research colleges of interest. Naviance Student provides two features to store college information:

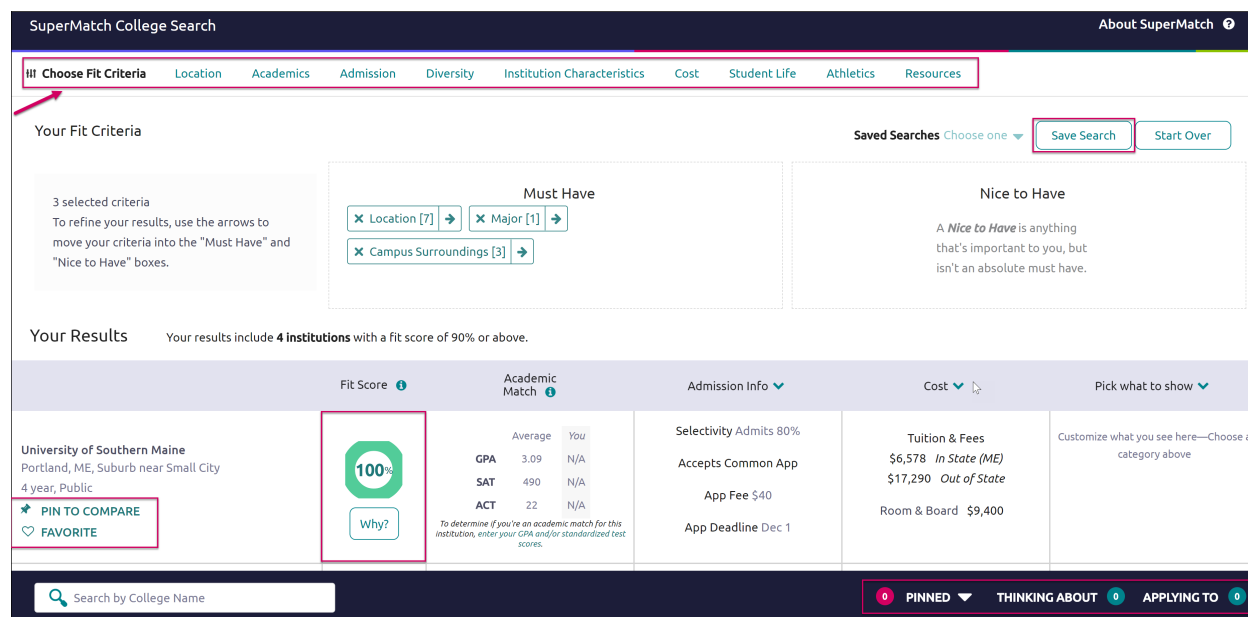
- **Colleges I'm Thinking About:** This is a list of schools that you have *favorited* and identified as prospective schools of interest.
- **Colleges I'm Applying To:** This is a list of schools to which you have decided to apply. This can be populated from College's I'm Thinking About or directly from searches.

## Find Your Fit Tools

The first step of this process is figuring out what schools may be a good fit for you based on your interests. Naviance Student offers six (6) search tools – SuperMatch™, College Match, Scattergrams, Advanced College Search, and College Lookup.

### SuperMatch™

Use SuperMatch™ to receive a list of best-fit schools based on criteria that you deem as important in your college search. SuperMatch™ can be used to save searches and return to them later. To learn about the details of using SuperMatch™, please review the [SuperMatch Reference Guide](#).



The screenshot shows the SuperMatch College Search interface. A red box highlights the 'Choose Fit Criteria' tab in the top navigation bar. Another red box highlights the 'Save Search' button in the top right. A third red box highlights the 'PIN TO COMPARE' button for the University of Southern Maine. A fourth red box highlights the '100%' fit score badge. The interface displays search results for the University of Southern Maine, including its location, fit score, academic match, admission info, and cost. The bottom of the interface features a search bar and a status bar with 'PINNED', 'THINKING ABOUT', and 'APPLYING TO' counts.

1. **Choose Fit Criteria:** Use best fit criteria drop-downs such as Location and Academics to get matched with the schools that are the best fit for you.
2. **Pin to Compare:** Use the pin feature to keep an eye on schools you are interested in.
3. **Favorite:** Add schools to the colleges you are thinking about in Naviance Student.
4. **Compare:** Use the Pinned drop-down to Compare pinned schools based on factors important to you.

## College Match

College Match

Colleges Looking For Students Like You   Colleges Other Students Like   Colleges That Have Accepted Students Like You

These colleges may be a good fit based on your interests and are looking for students like you. [Why are these colleges listed?](#)

College Name	Distance from your school	Favorite	Description
Harrisburg University of Science & Technology	94 miles from your school	Favorite	Harrisburg fosters a diverse community of learners, provides access and support to students
Seton Hall University	196 miles from your school	Favorite	Rated #5 in the nation for internships & the #1 Business Leadership program in the nation. Only 14 miles from NYC and
Montgomery College	15 miles from your school	Favorite	Get the hands-on education you need for the job you want. MC offers award-winning programs and 100 seamless transfer

See and quickly favorite the other schools that are:

1. Looking for Students Like You
2. Colleges Other Students Like
3. Colleges that Have Accepted Students Like You

## College Events

View a list of colleges that are hosting events and sign up for those of interest.

- Browse events and sign up in Naviance Student.
- Look for a **“Recommended for you”** flag. These colleges are looking for students like you!
- Use **More Options** to apply advanced filters and match yourself to colleges with selected criteria.

College Events ⓘ

Viewing all events [More Options](#)

Show me: All Events   Located in: All Locations   Hosted by: Type a college name

< 1 2 3 4 5 6 7 8 9 10 11 12 13 14 15 16 17 18 19 20 21 22 >

Event Date	College Name	Sign up
Mon, Mar 09 1:00 PM EDT	University of New Haven Information Session and Campus Tour West Haven, CT	Sign up » ends in 2 hours
Mon, Mar 09 1:00 PM EDT	United States Coast Guard Academy Admissions Brief w/ Campus Tour New London, CT	Sign up » ends in 2 hours
Tue, Mar 10 10:00 AM EDT	University of New Haven Information Session and Campus Tour West Haven, CT	Sign up » ends in 23 hours

## Scattergrams

A scattergram is a graph used to help you analyze how you fit in with other students from your high school who have been accepted, waitlisted, or denied admittance to a school based on GPA and test scores.

1. Navigate to **Colleges Home**, and then locate the content card labeled **Find Your Fit**.

2. Click on **Scattergrams**.

3. Select a **college** from the dropdown list. The number in parentheses shows how many other students from your high school, historically, have applied to this school.

Scattergram

Select a college from the list and the type of test score that you would like to plot.

College

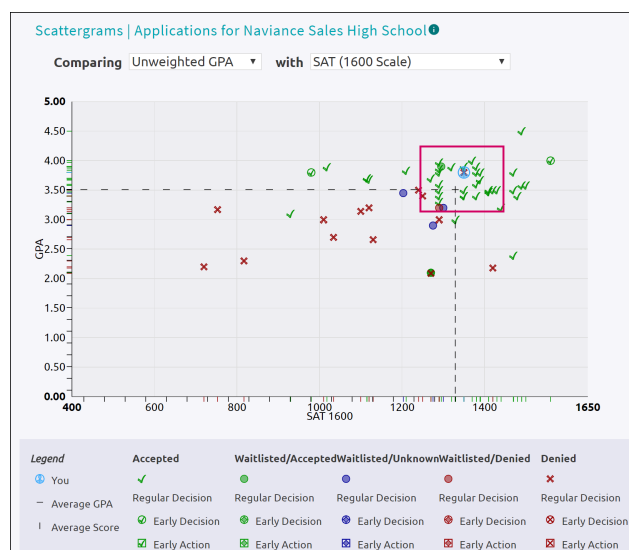
American University (55 apps)

View Scattergram

4. Click **View Scattergram**.

*The scattergram for this school displays.*

5. Change the **Comparing** and **with** drop-downs to make sure you are comparing the right information.
6. Use the **legend** to view those accepted, waitlisted and denied. Your data shows as a **light blue circle**. Hover over a data point to see connected SAT and GPA information.



## Advanced College Search

Using multiple categories, answer questions to identify colleges that match your interests.

1. Click on a **category**, i.e.; Location or Majors.
2. Answer category-related **questions** and identify your preferences for a school.
3. Click **View Matches**.  
*A list of schools that match your criteria displays.*
4. Click the **checkbox(es)** next to the school(s) depending on what action you want to take next.
5. From here, you can choose to use **Compare Me**, **Add to Colleges I'm Thinking About** (Favorite), **Send an Email**

to the school, view a **Scattergram** for the school, or visit the **school's website**.

6. From our results list, click **Save Search** to save this search criteria.

7. Next time you return, use the **Saved Searches** drop-down to find your saved search.

The screenshot displays the 'VIEW MATCHES' section of the college search tool. On the left, there are filter categories: 'School Type' (Two-Year vs. Four-Year, Public vs. Private, Campus Surroundings), 'Coed vs. Single-sex', 'College Groups', and 'Religious Affiliation'. The 'Two-Year vs. Four-Year' filter is set to 'No preference'. The 'Public vs. Private' filter is set to 'No preference'. The 'Campus Surroundings' filter is set to 'No preference'. The 'Coed vs. Single-sex' filter is set to 'No preference'. The 'College Groups' filter is set to 'No Preference'. The 'Religious Affiliation' filter is set to 'No Preference'. On the right, there is a list of 74 matches. The first three matches are: Amherst College, Anna Maria College, and College of the Atlantic. Each match has a checkbox to its left. A 'MORE' button is visible next to the first match. A 'Compare Me' button is also visible. A 'Send an Email' button is visible next to the first match. A 'Scattergrams' button is visible next to the first match. A 'Visit Website' button is visible next to the first match. A 'Save Search' button is visible next to the first match.

## College Lookup

Lookup and favorite school(s) by multiple filters including name, country, state, or college group. Easily favorite using the heart symbol next to the college.

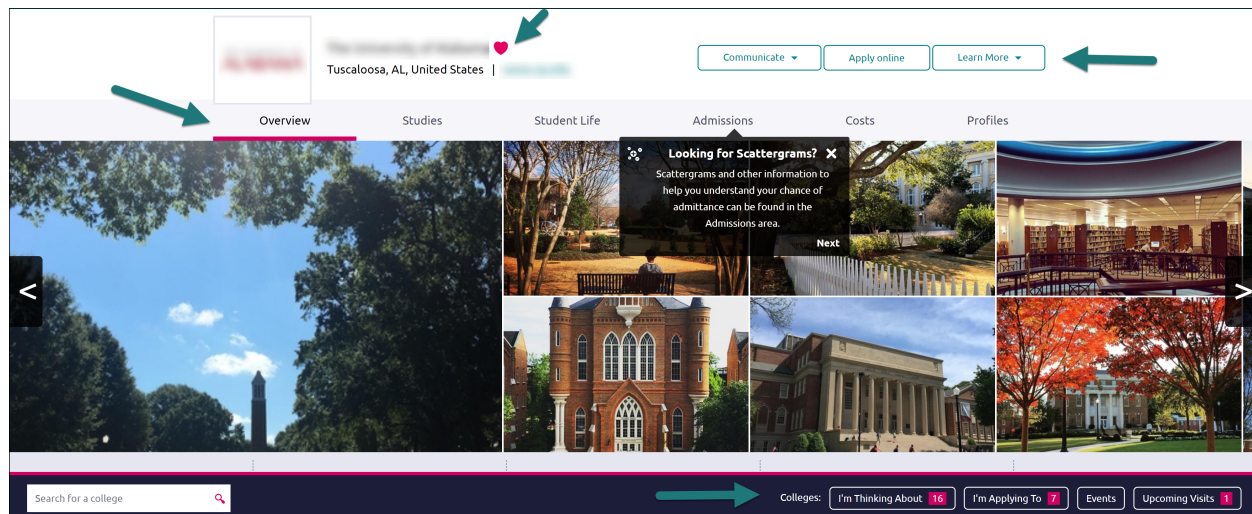
The screenshot displays the 'COLLEGE Lookup' section of the college search tool. It features a 'Lookup by:' dropdown menu with options: Quicklist, Keyword, Country, State, and College Group. The 'College Group' option is selected. Below the dropdown, there is a search bar with the text 'College Name (A-Z)'. To the right of the search bar, there is a 'You searched by Quicklist' label. Below the search bar, there is a table of results. The table has two columns: 'College' and 'Location'. The first row is 'American University' in 'Washington, DC'. The second row is 'Amherst College' in 'Amherst, MA'. The third row is 'Auburn University' in 'Auburn, AL'. The fourth row is 'Boston College' in 'Chestnut Hill, MA'. Each row has a checkbox to its left. A heart symbol is visible next to the 'Amherst College' row. A 'Favorite' button is visible next to the heart symbol.




## College Profile Pages

When a search is completed, the schools that are a part of the results can be researched further by accessing the college's profile. From a search result, click the college of interest to open its college profile.

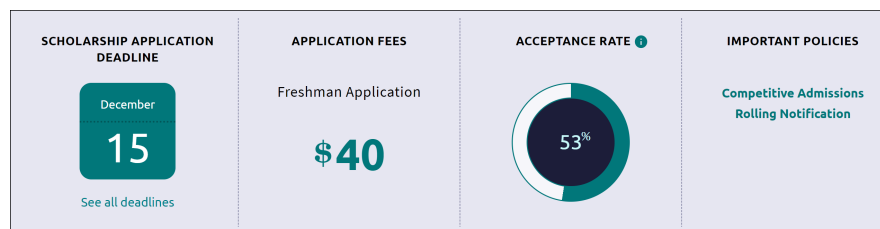
1. Click the **heart icon** to favorite the school and add it to your list of Colleges I'm Thinking About.
2. Use the **tabs** (Overview, Studies, Student Life, etc.) to learn more about these areas.
3. **Communicate**, **Apply Online**, or **Learn More** using the provided buttons on the page.
4. Located at the bottom of the page, use the buttons to **navigate** to those areas specified in Naviance Student (Colleges I'm Thinking About, Applying To, etc.).



The **Overview** tab provides general information about the school, including the information seen below.



You can find Scattergrams and other admission information on the **Admissions** tab.



## College Research

You have found some schools you are interested in and now you are ready to learn even more. From the **Colleges Home** tab, under **Research Colleges**, you can find multiple tools for researching schools and your likelihood of admittance.

- College Compare
- College Resources
- Acceptance History
- Enrichment Programs
- College Maps

### College Compare

Add schools to compare the average GPA and test scores of students from your high school that have been accepted to that college over a span of time.

1. Click **Add Colleges to Compare**.
2. Use the **College Lookup** to find schools.
3. Click the **checkbox** (es) next to the schools to which you'd like to see a comparison.
4. Click **Save Selection** from the upper-right corner.
5. Click **Finished Searching**.

*The schools are added to your Compare list. A green check means your numbers are higher and a red x means they are lower than average for those who have been admitted to this school.*

College Compare										Search for colleges
College compare averages are for students from your high school that have been accepted to that particular college from <b>2012-2018</b> . Averages have a green checkmark when your number is higher and red "x" when your number is lower. Your PSAT score, if available, has been converted to the equivalent SAT score and compared to the average single SAT score of an accepted student. The column labeled "Acceptance" shows the number of students accepted out of the number of students that applied.										
+ ADD COLLEGES TO COMPARE										
College		GPA	Single SAT 1600	Single SAT 2400	Combined SAT 1600	Combined SAT 2400	PSAT to SAT 1600	ACT	IB	Acceptance
		3.5	1400	0	1400	0	1100	0	0	-
American Univ	♥	3.48 ✓	1267 ✓	1879 ✗	1142 ✓	1882 ✗	1267 ✗	26 ✗	20 ✗	281/526

### College Resources

List of external web resources that may be valuable to your college search process. Sections include Colleges & Careers, Financial Aid, Test Preparation, College Athletics, and Military.

### Acceptance History

An alphabetical list of colleges where someone from your school has been accepted and/or enrolled over a time span.

### Enrichment Programs

Locate enrichment programs provided by your school to view extracurricular opportunities in your community.

## College Maps

View an interactive map of schools based on a list of different pre-defined criteria. For example, you can see a map of the colleges from your Colleges I'm Thinking About list. Some other map categories include Top 20 most popular colleges where our students applied, colleges where our students are attending, 5-year combined BA/MBA, and more.

